



Display Wall

Screen size	67" diagonal size (1359mm x 1019mm)						80" diagonal size (1600mm x 1200mm)
Abbreviated model name	67PH	67PHF	67XH	67XHF	67XL	67XLF	80PH
Native resolution	SXGA+ (1400 x 1050 pixels)		XGA (1024 x 768 pixels)			SXGA+ (1400 x 1050 pixels)	
Accessibility	Rear	Front	Rear	Front	Rear	Front	Rear
Technology	DLP™ technology / DarkChip3™ / BrilliantColor™						
Brightness	Bright mode	640cd/m² (typ.)					150cd/m² (typ.)
	Normal mode	560cd/m² (typ.)					130cd/m² (typ.)
Viewability angle	Horizontal	180° (1/2 gain ±36°)					180° (1/2 gain ±35°)
	Vertical	60° (1/2 gain ±10°)					180° (1/2 gain ±35°)
Contrast ratio	2400 : 1 (typ.)		2200 : 1 (typ.)			2400 : 1 (typ.)	
Screen to screen gap	0.2 - 2.0mm (*1)	1.0 - 3.0mm (*2)	0.2 - 2.0mm (*1)	1.0 - 3.0mm (*2)	0.2 - 2.0mm (*1)	1.0 - 3.0mm (*2)	0.2 - 3.0mm (*2)
Lamp system	Lamp power	132W/150W					156W/180W
	Average lifetime	10,000hrs (normal mode) / 6,000hrs (bright mode)(*3)					6,000hrs (normal mode) / 4,000hrs (bright mode) (*4)
	Lamp switching time	1.0sec					1.0sec
Key parts average lifetime	Lamp changer system	O					O
	DLP™ chip	100,000hrs					100,000hrs
	Colour wheel	100,000hrs					100,000hrs
Control signal input	LAN: RJ45 x1 (10 BASE-T/100 BASE-TX)						
	RS-232C: D-sub 9 pins x1						
	Mitsubishi Electric original control link: D-sub 9 pins x2						
Input board slot for optional input board	Wire remote: F3.5Jack x1						
	IR receiver						
		3 slots					
Power consumption	250W (at 132W lamp power)	230W (at 132W lamp power)			300W (at 156W lamp power)		
	280W (at 150W lamp power)	260W (at 150W lamp power)			330W (at 180W lamp power)		
AC input voltage	AC 100-240V ±10%, 50/60Hz ±1Hz						
Operation environment	Temperature	10°C-35°C	10°C-30°C	10°C-35°C	10°C-30°C	10°C-30°C	10°C-35°C
	Humidity	20%-80% non-condensing					
Weight	103kg / 227lbs	107kg / 236lbs	103kg / 227lbs	107kg / 236lbs	102kg / 225lbs	106kg / 234lbs	136kg / 300lbs
Model number	Engine	VS-PH70U		VS-XH70U		VS-XL70U	
	Cabinet	S-6770CA	S-6770CAF	S-6770CA	S-6770CAF	S-6770CA	S-6770CAF
	Screen	SC-6770U	SC-6770UF	SC-6770U	SC-6770UF	SC-6770U	SC-6770UF
	All-in-one	VS-67PH70U	VS-67PHF70U	VS-67XH70U	VS-67XHF70U	VS-67XL70U	VS-67XLF70U

(*1) Depending on configuration and environment. 2.0mm recommended for large walls to allow for expansion due to humidity
 (*2) Depending on configuration and environment. 3.0mm recommended for large walls to allow for expansion due to humidity
 (*3) The average lamp life is a reference value advised by the lamp manufacturer, not guaranteed.
 (*4) The average lamp life is an average value that we obtained as a result of our original verification. This value is a reference value, not guaranteed.

Optional Black Bead Screen upon special request

Abbreviated model name with optional Black Bead Screen	67PHB	67PHFB	67XHB	67XHFB	67XLB	67XLFB
Model number for optional Black Bead Screen	SC-6770B	SC-6770BF	SC-6770B	SC-6770BF	SC-6770B	SC-6770BF
Brightness with optional Black Bead Screen	Bright mode	150cd/m² (typ.)				
	Normal mode	130cd/m² (typ.)				
Viewability angle with optional Black Bead Screen	Horizontal	180° (1/2 gain ±35°)				
	Vertical	180° (1/2 gain ±35°)				

Analog RGB input board

Model number	VC-B70G2	
Signal input terminal (Analog RGB)	5BNC x1, HD D-sub 15 pins x1	
RGB input scanning frequency	Signal resolutions	VGA (640 x 480) - WUXGA (1920 x 1200)
	Horizontal	31.5kHz - 92kHz
	Vertical	49Hz - 85Hz
Pixel clock rate	25MHz - 162MHz	
Functions	Image scaling (shrink and zoom) Frame rate conversion	

Digital RGB input board

Model number	VC-B70D2	
Signal input terminal (Digital RGB)	DVI-Dx2	
RGB input scanning frequency	Signal resolutions	VGA (640 x 480) - WUXGA (1920 x 1200)
	Horizontal	31.5kHz - 92kHz
	Vertical	49Hz - 85Hz
Pixel clock rate	25MHz - 162MHz	
Signal format	TMD5	
Functions	Image scaling (shrink and zoom) Frame rate conversion	

All information contained herein might be changed by Mitsubishi Electric Corp. without the prior notice.
 DLP™, DarkChip3™ and BrilliantColor™ are trademarks of Texas Instruments.

Video input board

Model number	VC-B70V2
Signal input terminal (Analog video)	3BNC x2
Analog video input signals	NTSC, NTSC4.43, PAL, PAL-M, PAL-N, PAL-60, SECAM
Functions	Image scaling (shrink and zoom) Frame rate conversion

Daisy-chain board

Model number	VC-B70DC	
Signal input terminal	Analog RGB: HD D-sub 15 pins x1 Digital RGB: DVI-D x1 Analog video: 3BNC x1	
Signal output terminal	Digital RGB: DVI-D x1 (for daisy-chain use only)	
RGB input scanning frequency	Signal resolutions	VGA (640 x 480) - WUXGA (1920 x 1200)
	Horizontal	31.5kHz - 92kHz
	Vertical	49Hz - 85Hz
Analog video input signals	NTSC, NTSC4.43, PAL, PAL-M, PAL-N, PAL-60, SECAM	
Pixel clock rate	25MHz - 162MHz	
Functions	Image scaling (shrink and zoom) Frame rate conversion Daisy-chain (up to 16 panels)	

SDI input board

Model number	VC-B70SD1
Signal input terminal	HD-SDI: BNC x1
Input signals	HD-SDI(SMPTE 292M) / SD-SDI (SMPTE 259M-C)
Signal output terminal	HD-SDI: BNC x1(for through output)
Gen Lock input terminal	BNC x1
Functions	Image scaling (shrink and zoom) Frame rate conversion



70 Seventy Series:

67" / 80" Display Wall Cubes

MITSUBISHI ELECTRIC CORPORATION
 HEAD OFFICE : TOKYO BLDG., 2-7-3, MARUNOUCHI, CHIYODA-KU, TOKYO 100-8310, JAPAN



Originality, Expertise & Innovation ~ Setting Global Standards for Display Wall Systems with Smart 7 Concept

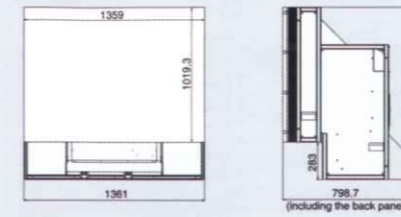
One of the first manufacturers to introduce display wallcubes using DLP™ technology in 1997, Mitsubishi Electric has a long history and extensive experience in the production of display wall systems.

Their popularity continues to grow among customers and partners, with more than 35,000 display wall units installed in countries around the world to date.


A leading product of our 7th-generation solutions, the 70 Series incorporates the latest cutting-edge technologies to ensure the delivery of superior picture quality and reliability; maintaining the excellent quality synonymous with the Mitsubishi Electric name.



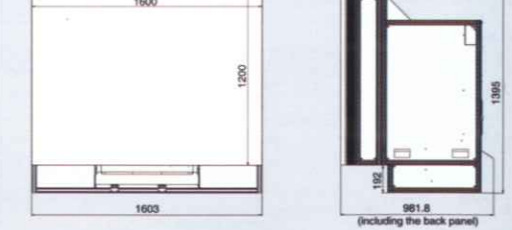
■ 67" single cube (Rear maintenance cube)



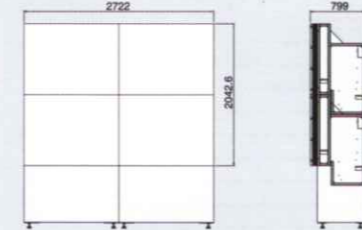
■ 67" single cube (Front maintenance cube)



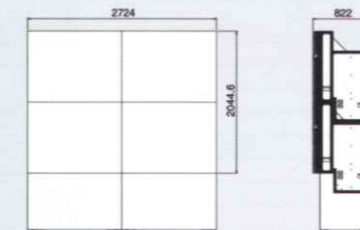
■ 80" single cube




■ 67" 2x2 multi screen configuration (Rear maintenance cube)



■ 67" 2x2 multi screen configuration (Front maintenance cube)



■ 80" 2x2 multi screen configuration



Intelligence

Advanced Smart Lamp

- Automatic colour adjustment after replacing the lamp
- A lamp switch function which detects the fading brightness of the lamp at the end of its service life
- A scheduled lamp switch function for alternate use of two lamps
- Quick lamp swap (less than 1 sec) with a fast rotating mirror to minimize the lamp downtime

Colour Space Control

- Primary colour adjustment for consistent colour blending and brilliance uniformity for multi-screen configurations

Digital Gradation Circuit

- Sharp, vivid images from edge to edge on multi-screen configurations ensured by uniform brightness distribution across the screen

Flexibility

Tailor-made System

- Common cabinet and screen for SXGA+ and XGA (upgradeable at a small additional cost)
- Mitsubishi Electric 100% front access and rear access versions
- The flexibility to configure the system according to specific needs with three optional input ports

Internal Processing

Built-in Processor

- Up to four windows + 1 background per panel (up to 6 windows in the case of no background image)
- Windows of any size across the entire wall
- User-friendly graphical user interface, Mitsubishi Electric's D-Wall software suite



Auto-balancing

Dynamic Colour & Brightness Balancing

- Three built-in sensors (one for each primary colour)
- Automatic colour and brightness balancing over the entire display for long periods of operation
- No need for an external computer

Easy Set-up

Auto-tuning

- Auto-geometry function as the result of extensive R&D work in image software processing

Full Front Installation and Maintenance Capability

- No need to have maintenance space behind the display wall with 100% front access versions

Durability

Advanced Smart Colour Wheel

- Automatic colour adjustments after replacement of the colour wheel
- 10-year service life

Redundancy

Smart Switch

- Signal redundancy for mission-critical applications